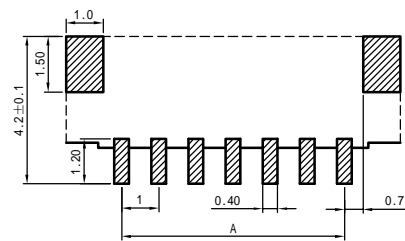
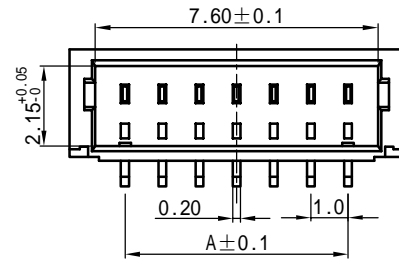
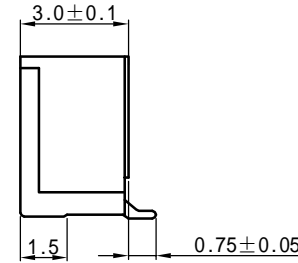
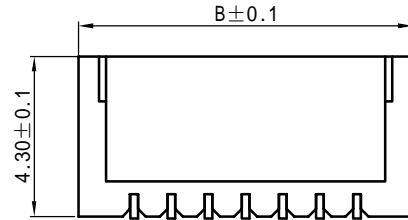
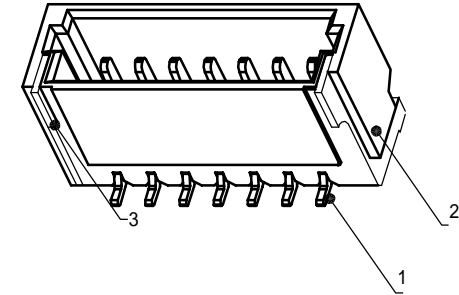
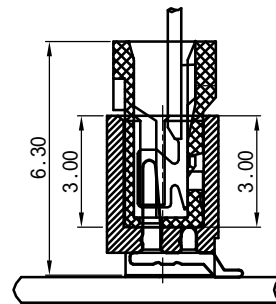


序号	名称	材料
1	接触件	磷青铜 (镀锡)
2	基座	LCP (UL94-0)
3	焊片	磷青铜 (镀锡)

版次	日期	内容



SH-AB PCB寸法
PCB Layout



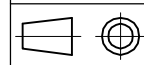
Current rating: 1.0A AC\DC (AWG #28)
Voltage rating: 50V AC\DC
Temperature range: -25°C to 85°C
Contact resistance: Initial value/20mΩ max
Insulation resistance: 100MΩ min
Withstanding voltage: 500V AC/ minute
Applicable wire: AWG #32 to #28

孔位 poles	A	B	C
2	1.0	4.0	2.6
3	2.0	5.0	3.6
4	3.0	6.0	4.6
5	4.0	7.0	5.6
6	5.0	8.0	6.6
7	6.0	9.0	7.6
8	7.0	10.0	8.6
9	8.0	11.0	9.6
10	9.0	12.0	10.6
11	10.0	13.0	11.6
12	11.0	14.0	12.6
13	12.0	15.0	13.6
14	13.0	16.0	14.6
15	14.0	17.0	15.6
16	15.0	18.0	16.6
17	16.0	19.0	17.6
18	17.0	20.0	18.6
19	18.0	21.0	19.6
20	19.0	22.0	20.6

深圳市文章济美科技有限公司

尺寸公差	角度公差
.X ±0.1	.X° ±0.1°
.XX ±0.05	.XX° ±0.05°
.XXX ±0.005	.XXX° ±0.005°

品名: SH-nAB	设计
图号:	审核
比例: --	批准
页数: 1/1	版本: A



单位: mm