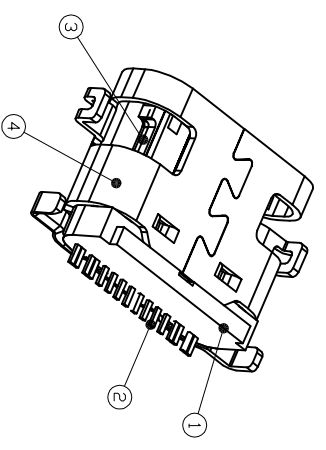


REV.	ECN NO.	DESCRIPTION	DATE	DESIGN
01	----	INITIAL RELEASED	2017.08.31	Hank Pei
A	----	THE OFFICIAL RELEASE	2018.4.21	Hank Pei



NOTE:

1.MATERIAL SPECIFICATION:

1.HOUSING:HIGH TEMPERATURE RESISTANT PLASTIC,UL94 V-0.

2.CONTACTS:COPPER ALLOY

3.MID PLATE: STAINLESS STEEL

4.FRONT SHELL: STAINLESS STEEL

2.PLATING SPECIFICATION:

2-1.CONTACTS:

NI 50u" MIN. UNDER PLATED OVER ALL.

AU PLATED ON THE FUNCTIONAL AREA OF CONTACT.

(GOLD PLATING THICKNESS FOLLOW THE P/N)

2-2.FRONT SHELL: PLATING SPECIFICATIONS OF THE SOLDER AREA FOLLOW THE P/N

NI 30u" MIN. UNDER PLATED OVER ALL.

2-3.MID PLATE:

CLEAR ONLY

3.MECHANICAL PERFORMANCE,

3-1.INSERTION FORCE: 0.5~2.0kgf.

3-2.REMOVAL FORCE: 0.8kgf~2.0kgf.

3-3.DURABILITY: 10000 CYCLES.

4.ELECTRICAL PERFORMANCE,

4-1. CURRENT RATING:3.0A

VOLTAGE RATING:5.0V

4-2. LCR: VBUS & GND PINS AND OTHER PINS: 40mΩ/PIN MAX.

SHELD: 50mΩ/MAX.

LCR MAX. CHANGE OF ALL PINS: 10mΩ.

4-3.INSULATION RESISTANCE: 100MΩ MIN

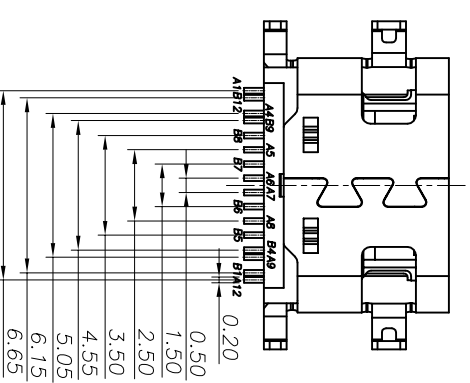
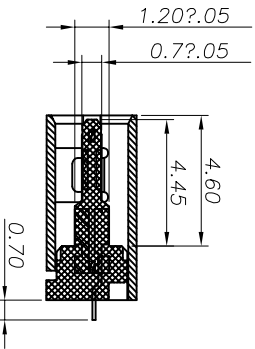
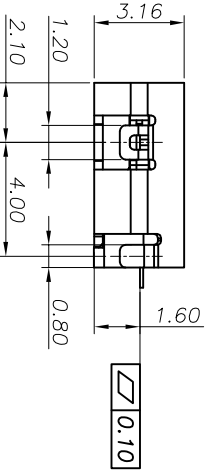
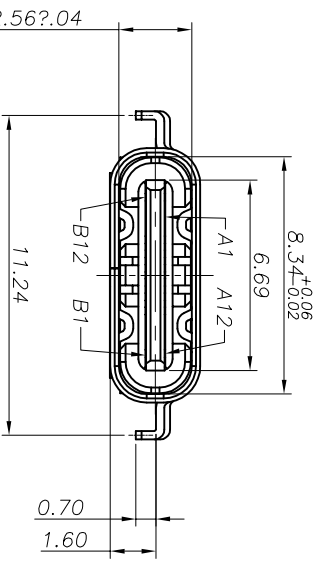
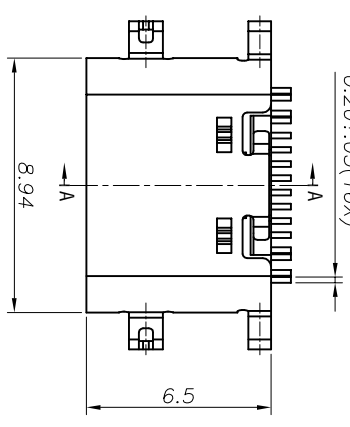
4-4.DIELECTRIC WITHSTAND VOLTAGE,AC 100V FOR 1 MINUTE.

5. ENVIRONMENTAL PERFORMANCE:

OPERATING TEMPERATURE: -25ℳ~+85ℳ.

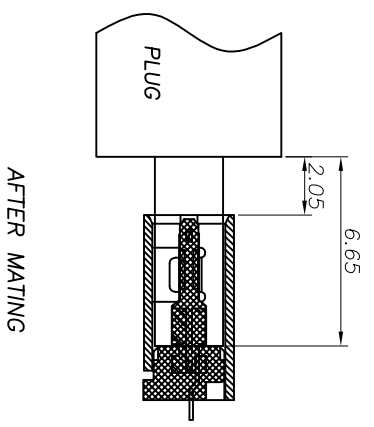
6.IR REFLOW:

THE PEAK TEMPERATURE ON THE BOARD SHALL BE MAINTAINED FOR 10 SECONDS AT 260°C.



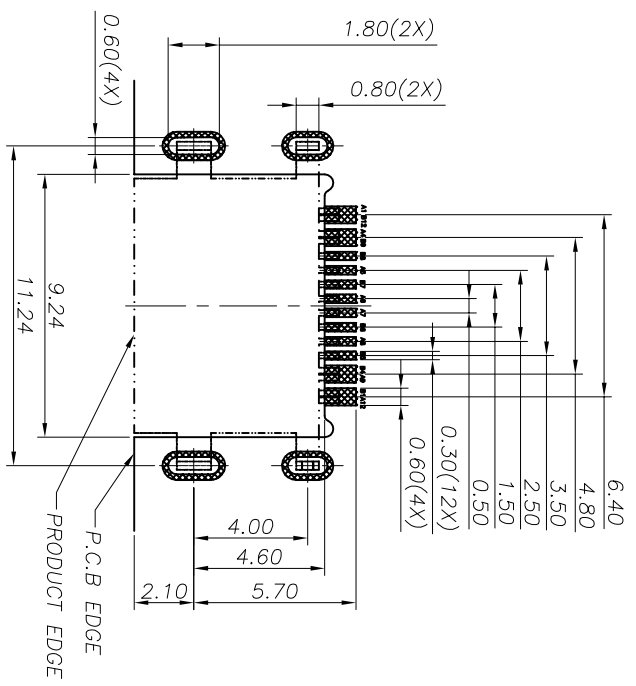
TOLERANCE	NAME(INTENDED USE)	TITLE:	SCALE	SHEET	REV.
X.X ±0.30 X.X ±10"	CUSTOMER DRAWING	深圳市文章济美科技有限公司	SCALE	SHEET	REV.
.XX ±0.20 .X ±8"	PART NO.	DRAW_NAME_1	SCALE	SHEET	REV.
.XXX ±0.10 .XX ±5"	PART_NO.	DRAW_NAME_2	SCALE	SHEET	REV.
UNITS mm	DESIGN: DRAW	DRAWG NO.	SCALE	SHEET	REV.
MATERIALA	CHED:	DRAW_NO.	SCALE	SHEET	REV.
FINISH	APPD:	DRAW_NO.	SCALE	SHEET	REV.

REV. ECN NO.	DESCRIPTION	DATE	DESIGN
01	INITIAL RELEASED	2017.08.31	Hank Pei
A	THE OFFICIAL RELEASE	2018.4.21	Hank Pei



USB TYPE-C PIN ASSIGNMENTS

PIN NUMBER	SIGNAL NAME	PIN NUMBER	SIGNAL NAME
A1	GND	B12	GND
A4	VBUS	B9	VBUS
A5	CC1	B8	SBU2
A6	Dp1	B7	Dn2
A7	Dn1	B6	Dp2
A8	SBU1	B5	CC2
A9	VBUS	B4	VBUS
A12	GND	B1	GND



RECOMMENDED PCB LAYOUT(TOP VIEW)
THICKNESS: 0.80MM;DEFAULT TOLERANCE:±0.05

TABLE 1

ITEM	P/N	HOUSING COLOR	CONTACTS	
			FUNCTIONAL AREA	SOLDER AREA
1	5001-ACF002-3A1H1A103-0HR	BLACK	Au:3u"	Au:G/F

TOLERANCE	NAME(INTENDED USE) CUSTOMER DRAWING	深圳市文章济美科技有限公司
X.X ±0.30 X.X' ±10'	PART NO.	TITLE: USB CF 16PIN (L=6.5)
.XX ±0.20 .X' ± 8'	SEE TABLE1	MID MOUNT CH=-0.02
.XXX ±0.10 .XX' ± 5'	DESIGN: Hank Pei	DRAWG NO.
UNITS mm	CHED:	MID MOUNT 1.6MM
MATERILA	APPD:	SCALE SHEET REV.
FINISH		1:1 2/3 A